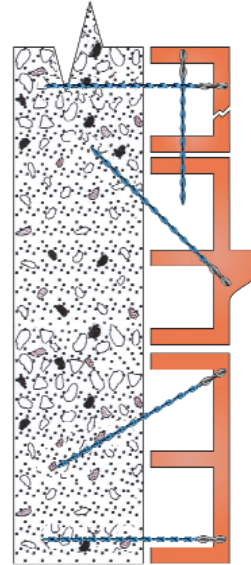


# Reconnecting Terracotta to Concrete using DryFix® Terracotta Tie


## METHOD STATEMENT

1. Mark the position for the DryFix ties on the terracotta.
2. Drill an appropriate diameter pilot hole (depending on density of back-up material. See Specification Note 'C' below ) at the specified angle, through the terracotta and into the back-up substrate, to a predetermined depth, using a rotary percussion drill (3-jaw-chuck type).
3. Fit the special Power Driver Attachment (PDA) to an electric hammer drill (SDS type).
4. Load the larger, 10mm diameter, end of the DryFix asymmetric Terracotta Tie into the PDA.
5. Power-drive the tie into position until its outer end is recessed below the face of the terracotta by the PDA.
6. Make good the entry hole with color matched materials to meet the requirements of the site.

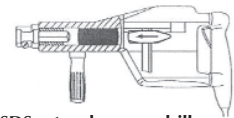


## RECOMMENDED TOOLING

For drilling pilot hole .....Rotary percussion 3-jaw-chuck type drill  
For installing DryFix .....DryFix Power Driver Attachment fitted to SDS rotary hammer drill 650w/700w



Rotary percussion  
3-jaw-chuck-type drill



SDS rotary hammer drill

## Specification Notes

The following criteria are to be used unless specified otherwise:

- A. Length of DryFix ties to be sufficient to accommodate thickness of terracotta + width of any void + minimum 3" penetration into the concrete.
- B. Depth of pilot hole to be length of DryFix + 1"
- C. Diameter of pilot hole to be determined on site – typically 7–8mm
- D. Tie spacing to be determined by the project engineer in accordance with individual site conditions

The above specification notes are for general guidance only and Helifix reserves the right to amend details/notes as necessary.

## GENERAL NOTES

If your application differs from this repair detail or you require specific advice on your particular project, call Helifix toll free on 888-992-9989. Our Technical Department can provide you with a full support service including:

- Advice, assistance and recommendations on all structural repair matters
- Devising and preparing complete repair proposals for specific situations

# HELIFIX

SUSTAINABLE STRUCTURAL SOLUTIONS

A division of HALFEN USA Inc. • P.O. Box 547  
Converse, TX 78109 • inquiry@helifix.com

Toll Free: 888-992-9989 • Fax: 877-683-4910

[www.helifix.com](http://www.helifix.com)



**HALFEN**  
YOUR BEST CONNECTIONS