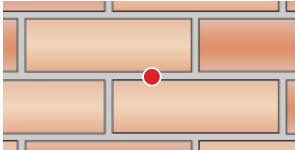


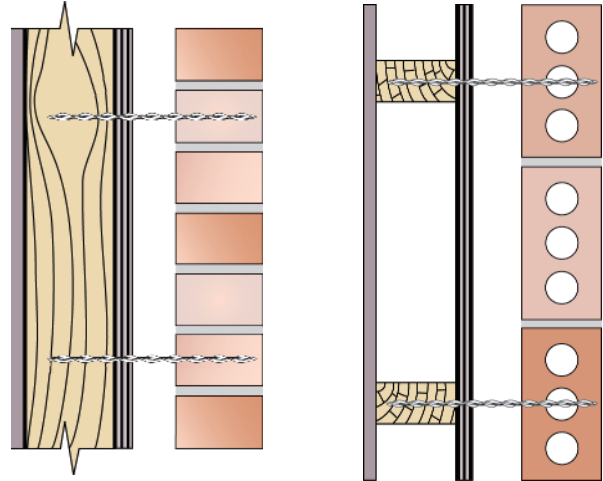
Reconnecting Brick Veneer to Wood Stud using DryFix®

METHOD STATEMENT

1. Locate the center line of the wood stud and then mark the position for the DryFix ties on the mortar joints. These should be positioned as shown below and not at the Head or 'T' joints.

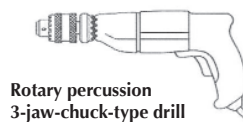


2. Drill an appropriate diameter pilot hole (depending on diameter of DryFix tie. See Specification Note 'C' below) through the brick veneer only, using a rotary percussion drill (3-jaw-chuck type).
3. Fit the special Power Driver Attachment (PDA) to an electric hammer drill (SDS type).
4. Load the DryFix tie into the PDA.
5. Power-drive the tie into position until its outer end is recessed below the face of the veneer by the PDA.
6. Make good the entry hole with color matched materials to meet the requirements of the site.

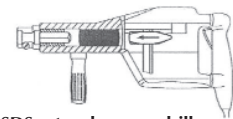


RECOMMENDED TOOLING

For drilling pilot holeRotary percussion 3-jaw-chuck type drill
 For installing DryFixDryFix Power Driver Attachment fitted to SDS rotary hammer drill 650w/700w



Rotary percussion
3-jaw-chuck-type drill



SDS rotary hammer drill

Specification Notes

The following criteria are to be used unless specified otherwise:

- A. Length of DryFix ties to be sufficient to accommodate width of brick veneer + width of cavity + 2" into the wood stud
- B. Pilot hole through brick veneer only
- C. Diameter of pilot hole to be determined on site – typically:
5–6mm for 8mm diameter tie
7–8mm for 10mm diameter tie
- D. Fixing centers will be determined by the stud spacing and required fixing density

The above specification notes are for general guidance only and Helifix reserves the right to amend details/notes as necessary.

GENERAL NOTES

If your application differs from this repair detail or you require specific advice on your particular project, call Helifix toll free on 888-992-9989. Our Technical Department can provide you with a full support service including:

- Advice, assistance and recommendations on all structural repair matters
- Devising and preparing complete repair proposals for specific situations

HELIFIX

SUSTAINABLE STRUCTURAL SOLUTIONS

A division of HALFEN USA Inc. • P.O. Box 547

Converse, TX 78109 • inquiry@helifix.com

Toll Free: 888-992-9989 • Fax: 877-683-4910



HALFEN
YOUR BEST CONNECTIONS

www.helifix.com